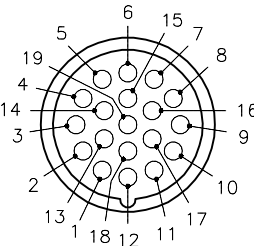


MALE END VIEW



1 = VIOLET

2 = RED

3 = GREY

4 = RED/BLUE

5 = GREEN

6 = BLUE

7 = GREY/PINK

8 = WHITE/GREEN

9 = WHITE/YELLOW

10 = WHITE/GREY

11 = BLACK

12 = GREEN/YELLOW

13 = YELLOW/BROWN

14 = BROWN/GREEN


15 = WHITE

16 = YELLOW

17 = PINK

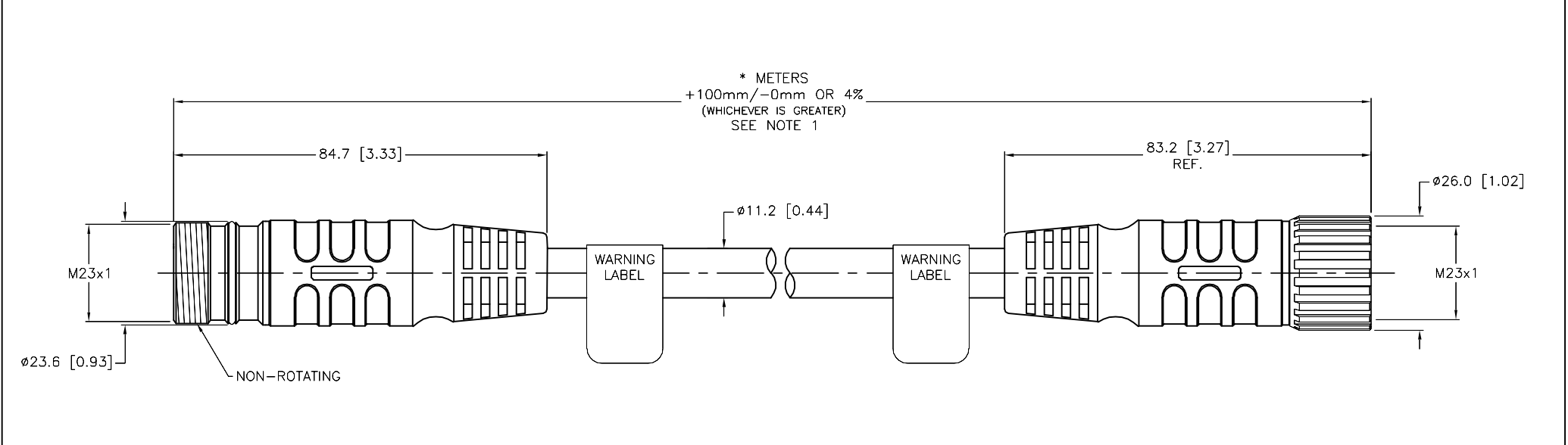
18 = GREY/BROWN

19 = BROWN

 M23 connector

SPECIFICATIONS

CONTACT CARRIER MATERIAL	NYLON or PBT
MOLDED HEAD MATERIAL/COLOR	TPU/BLACK
CONTACT MATERIAL/PLATING	BRASS/GOLD
COUPLING NUT MATERIAL/PLATING	BRASS/NICKEL
RATED CURRENT [A]	9.0 A (PINS 6,12,19), 2.0 A (ALL OTHERS)
RATED VOLTAGE [V]	150 V
OUTER JACKET MATERIAL/COLOR	TPE/YELLOW
CONDUCTOR INSULATION MATERIAL	POLYESTER ELASTOMER
NUMBER OF CONDUCTORS [AWG]	3x18 AWG, 18x22 AWG
TEMPERATURE RANGE	-40°C to +105°C (-40°F to +221°F)
PROTECTION CLASS	IEC IP67



* METERS
+100mm/-0mm OR 4%
(WHICHEVER IS GREATER)
SEE NOTE 1

84.7 [3.33]

M23x1

ø23.6 [0.93]

NON-ROTATING

ø11.2 [0.44]


WARNING LABEL

83.2 [3.27]
REF.

ø26.0 [1.02]

M23x1

CABLE LENGTH	TOLERANCE *
ALL LENGTHS	+ 4% (OR 50mm) OF LENGTH - 0% (OR 0mm) OF LENGTH WHICHEVER IS GREATER
STRIP LENGTH	TOLERANCE *
0-7mm	±0.5mm
8-29mm	±1.0mm
30-49mm	±2.0mm
50-69mm	±3.0mm
70-100mm	±4.0mm
OVER 100mm	±5.0mm
* UNLESS OTHERWISE SPECIFIED	

 **WARNING:**

ELECTRICAL SHOCK HAZARD
CONNECTOR IS TO BE IN THE THE
MATED STATE WHILE ENERGIZED
REMOVE POWER BEFORE SERVICING.

SOURCE DRAWING - FOR REFERENCE ONLY

NOTES:

1. "*" INDICATES CABLE LENGTH IN METERS. CONTACT TURCK TO ORDER SPECIFIC LENGTHS.

2. "/S101" INDICATES FLEXLIFE-20 AND CTRACK CABLE.

3. UNUSED CONDUCTORS TRIMMED BACK TO CABLE JACKET ON BOTH ENDS.

D	ADD WARNING LABELS	TR	01/30/18	63893
REV	DESCRIPTION	BY	DATE	ECO NO.

RELATED DOCUMENTS

1.

2.

3.

4.

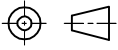
MATERIAL

SEE SPECIFICATIONS

FINISH

SEE SPECIFICATIONS

3RD ANGLE PROJECTION



ALL DIMENSIONS
DISPLAYED ON THIS
DRAWING ARE FOR
REFERENCE ONLY

CONTACT TURCK
FOR MORE
INFORMATION

THIS DRAWING IS
CONFIDENTIAL AND THE
PROPERTY OF TURCK
INC. USE OF THIS
DOCUMENT WITHOUT
WRITTEN PERMISSION IS
PROHIBITED.

DRFT RDS

APVD T.S.

UNIT OF MEASUREMENT
MILLIMETER [INCH]

DO NOT SCALE THIS DRAWING

3000 CAMPUS DRIVE
MINNEAPOLIS, MN 55441
1-800-544-7769
(763) 553-7300
(763) 553-0708 fax
www.turck.us

TURCK

DESCRIPTION
CSSM CSM 19-19-*/S101

IDENTIFICATION NO.

REV
D

FILE: 777032010

SHEET 1 OF 1